

Remote Controller for VISION

Magnetic-stripe and RFID Remote Controller

The VingCard Remote Controller is fully compatible with VingCard electronic locking systems and provides access control on common doors, such as vehicle barriers, health clubs, conference suites, staff entrances, guest night entrances and more. Our Remote Controller is an advantageous supplement where regular locks are not suitable.

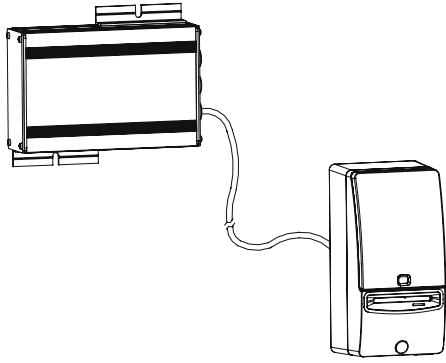


FEATURES:

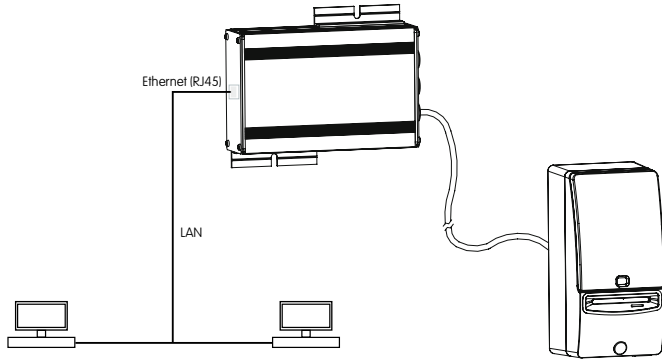
- Improved aesthetics – modern design.
- Few chassis – yet diversity in reader technology. No need for back-up supply spare parts.
- Backwards compatible with old VingCard readers.
- Snap-on frame for flush mounting always comes with the Remote Controllers – Easy to take off for surface mounted installation.
- All models come with a heating element for optimal operation in cold environments (optional to use).
- Standard cover plates are available to cover up old hole patterns.
- Can be used in an online-setup simply by adding VingCard's ethernet kit for Remote Controllers.
 - Online card cancellation
 - Online audit trail

SPECIFICATIONS

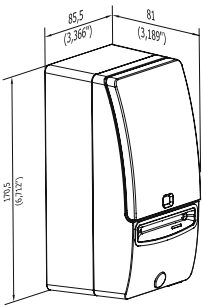
Typical Remote Controller installed:



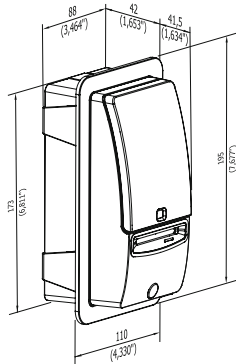
Typical Remote Controller installed with ethernet kit:



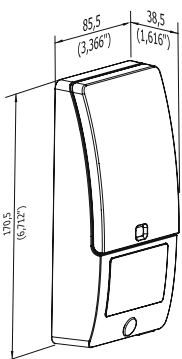
Insertion LCU when flush mounted:



Insertion LCU when surface mounted:



RFID LCU:



Technical data:

Each complete unit, supplied individually packed, consists of:

- 1) Remote Controller unit with reader and heating element.
- 2) Relay box or gateway (depending on software platform).
- 3) 20 metres of communication cable for use between remote controller and relay box/gateway.

Additional part needed for online functionality:

- Ethernet kit including circuit board and relay box front

Dimensions - surface mounted model:

- Height: 170,5 mm
- Width: 85,5 mm
- Depth: 81 mm

Dimensions - flush mounted model:

Flush mounted model	Height	Width	Depth
Behind frame (in wall)	173 mm	88 mm	42 mm
Frame	195 mm	110 mm	3,5 mm
Outside frame (in room)	170,5 mm	85,5 mm	41,5 mm

Dimensions - RFID model:

- Height: 170,5 mm
- Width: 85,5 mm
- Depth: 39 mm

Electrical specifications:

Supply voltage	12-24 VDC	
Supply current	300 mA (24V, without heating element). 650 mA (24V, with heating element). 350 mA (12V, without heating element). 1050 mA (12V, with heating element).	Sum of Reader + Relay box
Load current, output 1	Min. 0.1A @ 5VDC Max. 5A @ 30VDC	Resistive load
Load current, output 2	Min. 1mA @ 5VDC Max. 1A @30VDC	Resistive load

Environmental specifications for card reader:

- Minimum: 0 C (without heating element), -30 C (with heating element).
- Maximum: 50 C (without heating element, 50 C (with heating element).
- Humidity: Non condensing.

Other specifications:

- Front cover color in RAL 7000
- The rest of the housing in color RAL 7021

Unlimited possibilities • customized solutions

Accessories
by VingCard®

Contact us:



ASSA ABLOY

VingCard Elsafe AS

P.O. Box 511 • 1522 Moss • Norway

Tel: +47 69 24 50 00 • Fax: +47 69 24 50 50

E-mail: info@vcegroup.com • www.vcegroup.com